

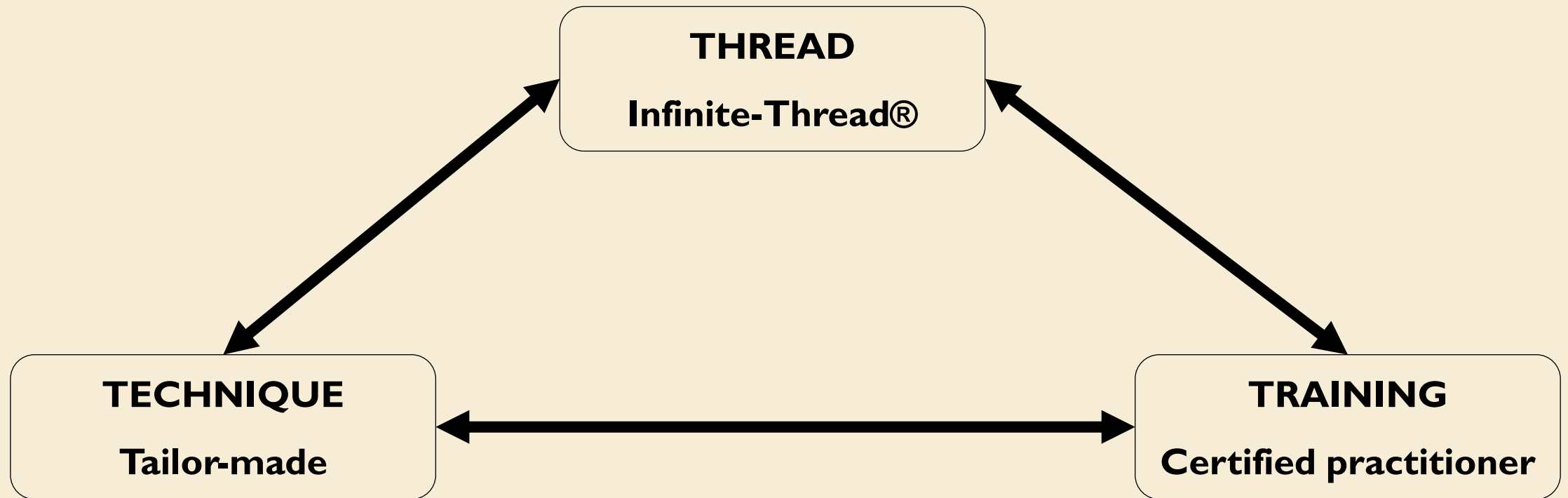
Thread & Lift

The facelift with suspension threads

**TRAINING FOLLOW-UP
INFINITE-THREAD®**

ONLY FOR CERTIFIED PRACTITIONERS

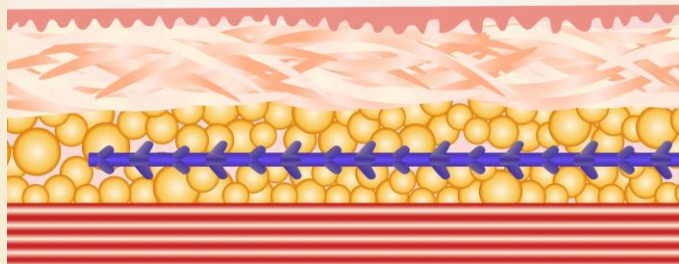
PRELIMINARY BASIS: A MANDATORY COMBINATION



TREATED AREAS TO DATE



THE PURPOSE OF INFINITE-THREAD®

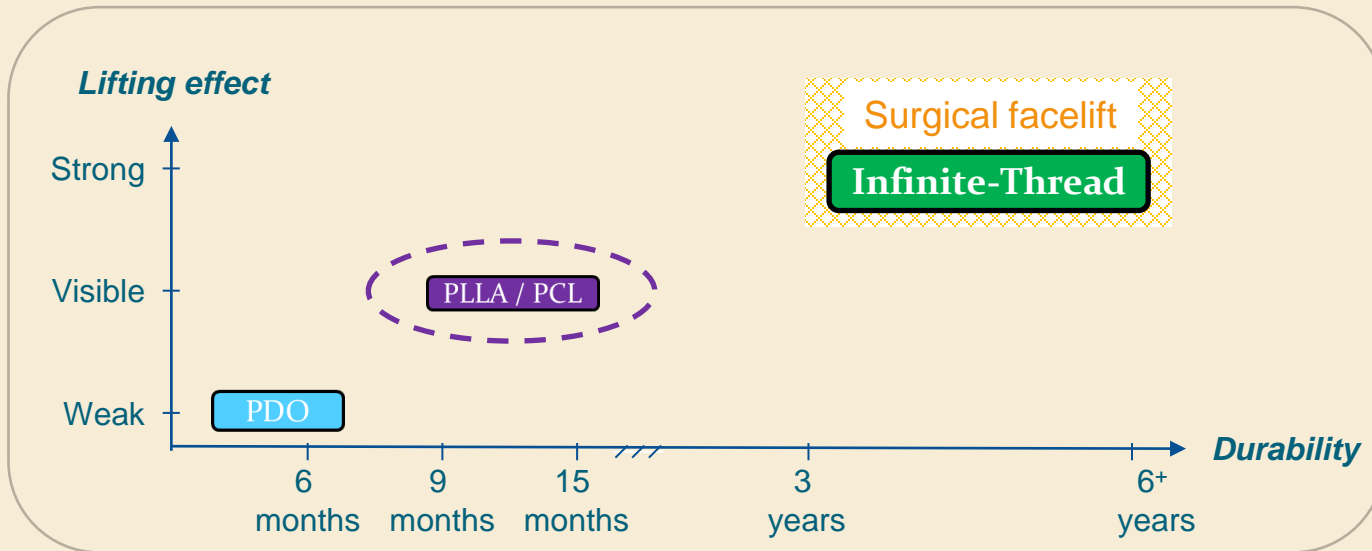


Thread & Lift

The 1st real facelift with suspension threads

**FOCUS ON
INFINITE-THREAD®**

INFINITE-THREAD®: SOMETHING DIFFERENT



Absorbable suspension threads

PDO PolyDiOxanone

PLLA / PCL Poly-L-Lactic Acid
PolyCaproLactone

Permanent suspension threads

Infinite-Thread Polyester + Silicone solid



Infinite-Thread® is to be positioned in the performance area of the traditional surgical facelift

THE CHARACTERISTICS OF THE INFINITE-THREAD®



- Core in polyester
- Solid silicone coating
- Ø 1,4mm
- 30 cm

- Bidirectional cogs
- 4 cogs every 1,5mm
- 800 cogs
- Set with blunt needles




100% MADE IN FRANCE




MARKED

INFINITE-THREAD®: HIGH END TECHNOLOGY

View from the side



View from the face




EFFECTIVE...

- **“8 axis” hooking: 45° rotation**
- **“Anti-turn over” cogs**

AND GENTLE FOR THE PATIENT

- **Flexible silicone**
- **Rounded tip**

INFINITE-THREAD®:
HIGH END TECHNOLOGY



INFINITE-THREAD®: MADE OF GOLD STANDARD BIOMATERIALS

✓ REFERENCE BIOMATERIALS FOR + 50 YEARS

✓ PET SCAN / MRI / ANY FUTURE INTERVENTIONS OK

✓ MINIMAL FIBROSIS (histological study):

- 10µm (0,010 mm) – *Silicone*
- 15µm (0,015 mm) – *Polyester*
- *No creation of eosinophil cells*



	Infinite-Thread©	Competitor thread	Date
	Hooking (N)	Hooking (N)	
Sample 1	7,40	6,60	18/04/2017
Sample 2	7,12	11,72	
Sample 3	6,98	5,32	
Sample 4	9,08	4,08	19/04/2017
Sample 5	8,42	8,14	
Sample 6	6,52	7,86	
Sample 7	8,60	3,68	
Sample 8	8,88	4,60	21/04/2017
Sample 9	8,52	12,58	
Sample 10	8,32	7,58	24/04/2017
Sample 11	7,96	4,28	26/04/2017
Sample 12	6,64	9,16	
Sample 13	7,34	8,64	
Sample 14	8,30	7,88	
Sample 15	7,64	7,04	
Sample 16	8,32	5,60	
Sample 17	7,92	11,32	
Sample 18	8,00	4,52	
Sample 19	7,36	7,72	
Sample 20	7,56	6,30	
Number of samples	20	20	
Avg result (N)	7,84	4,96	



**Homogeneous
hooking !**

60% more hooking !

DURABILITY, 6 YEARS OF HINDSIGHT

**1st Infinite-Thread®
used in 2017**

**Infinite-Thread®
materials are not
hydrolysed**



**Infinite-Thread®
materials do not
elongate**

**Tension distribution
through the 800 cogs of
the Infinite-Thread®**

Thread & Lift

The 1st real facelift with suspension threads

FOCUS ON THE TECHNIQUES

SURGEONS AND PERMANENT THREADS: A DISRUPTIVE COMBINATION

Addition of a new therapeutic tool !

Scalpel + fillers + liposuction cannula + **Permanent threads**

A technique adapted to preferences !

Closed technique: « Medical »

Effective, scarless, mini-invasive / Learning curve

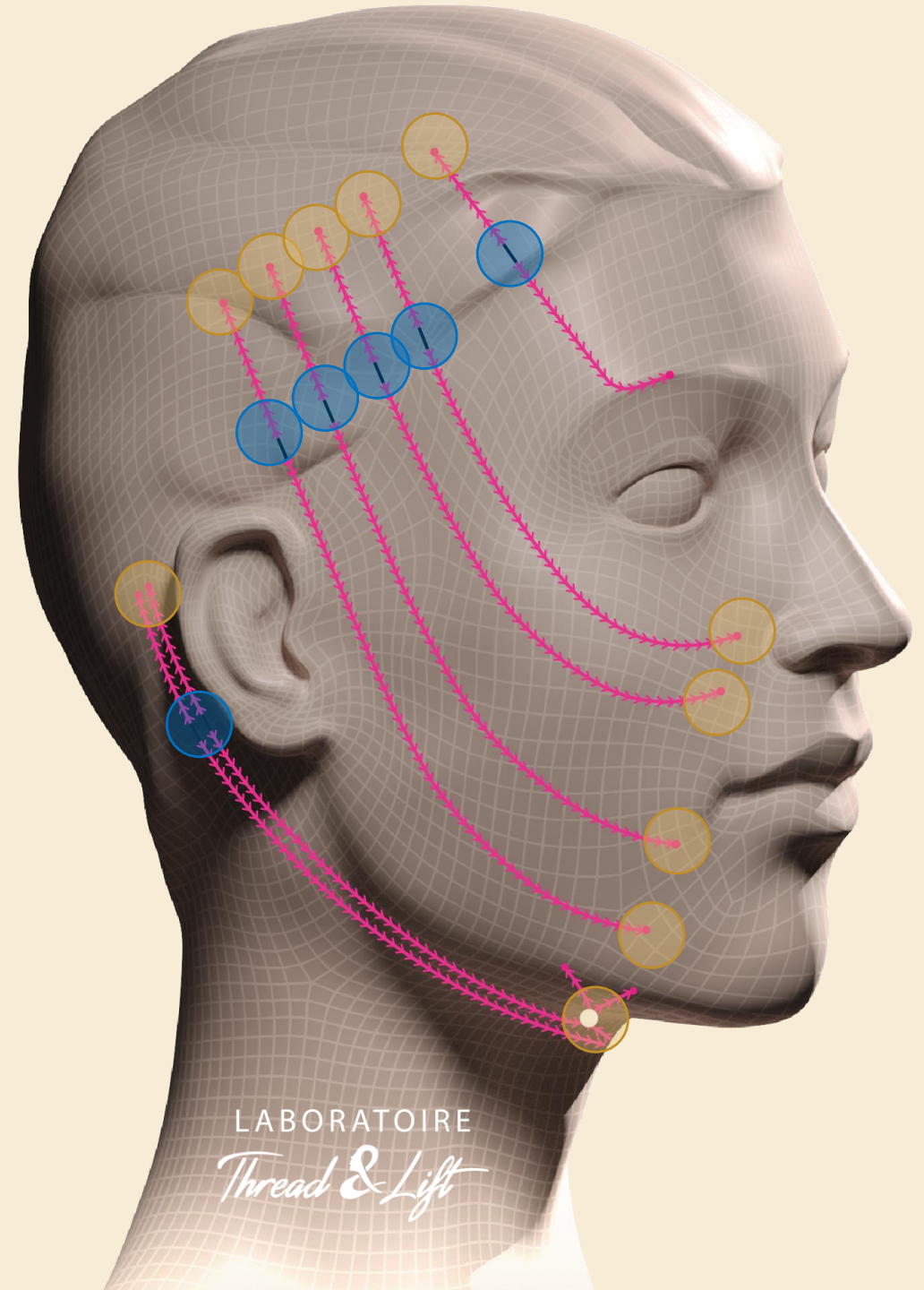
MEDICAL TECHNIQUE MUST BE
EFFECTIVE, FAST AND LIGHT

The “Deep J” technique

● Thread **entry** point

● Thread **exit** point

NB: When treating the neck, always start the intervention by performing a lipolysis or a light liposuction.



SURGEONS AND PERMANENT THREADS: A DISRUPTIVE COMBINATION

A new therapeutic tool !

Scalpel + fillers + liposuction cannula + **Permanent threads**

A choice of technique !

Closed technique: « Medical »

Effective, scarless, mini-invasive / Learning curve

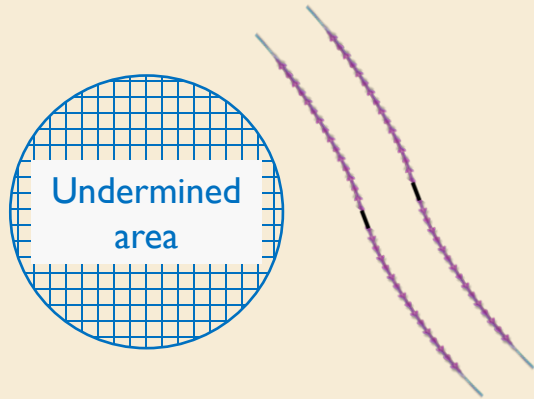
Open technique: « Surgical »

Fast and comfortable combination with surgical facelift enhancing the result

SURGEONS AND PERMANENT THREADS : A COMBINATION ADAPTED TO INDIVIDUAL PREFERENCES

1

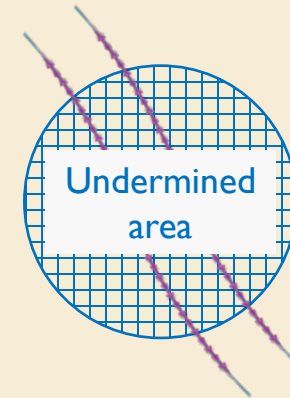
Threads outside of the
undermined area



-> Additional thread allowing to limit
the undermining (eg. Malar area)

2

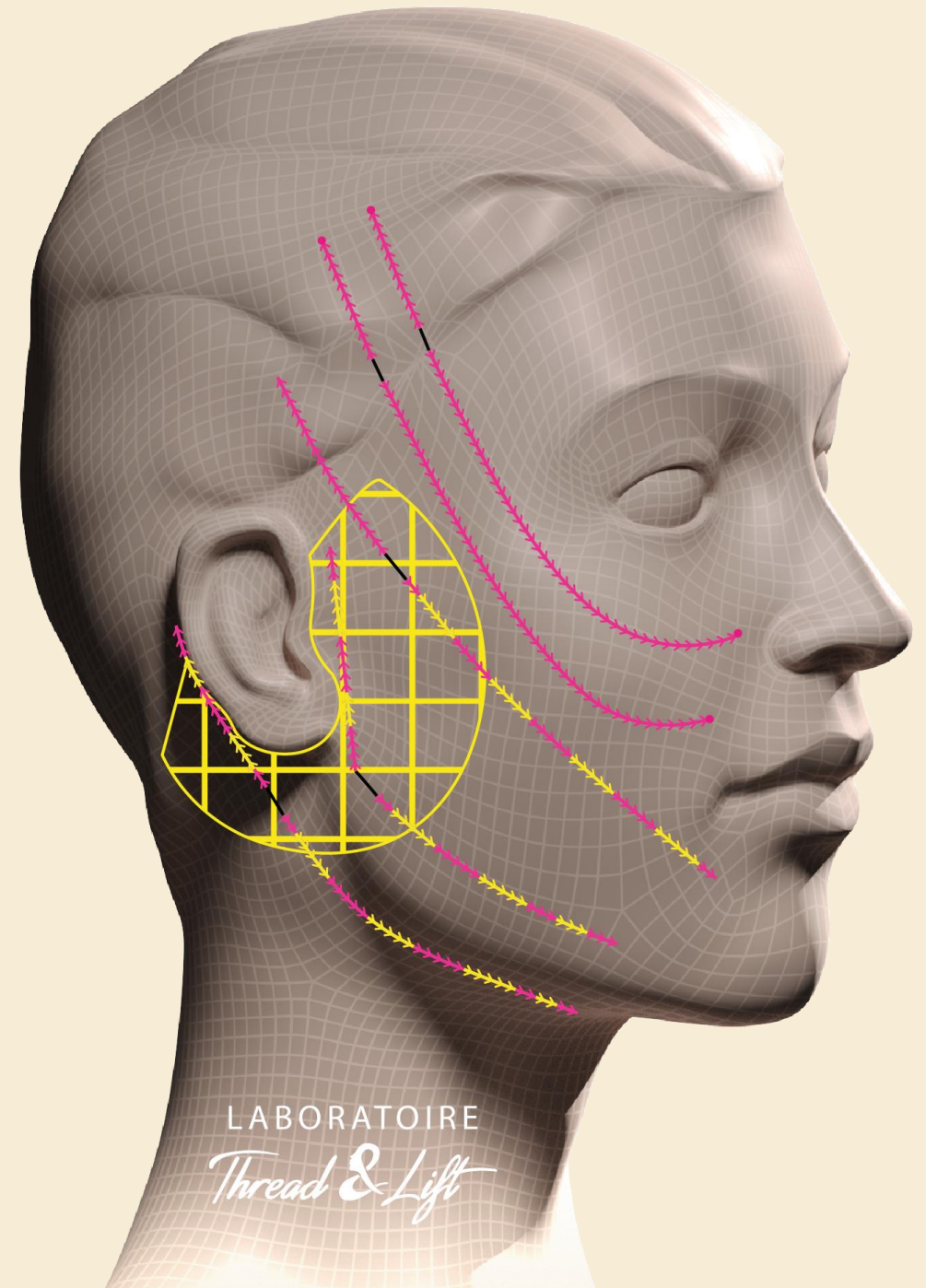
Threads inside the
undermined area



-> Support thread intended to
improve the result of the facelift

**SURGICAL TECHNIQUE IS
EASY AND COMFORTABLE
FOR SURGEONS**

- ***Surgical undermining compatible***
- ***SMAS / Platysma thread basting***



Thread & Lift

The 1st real facelift with suspension threads

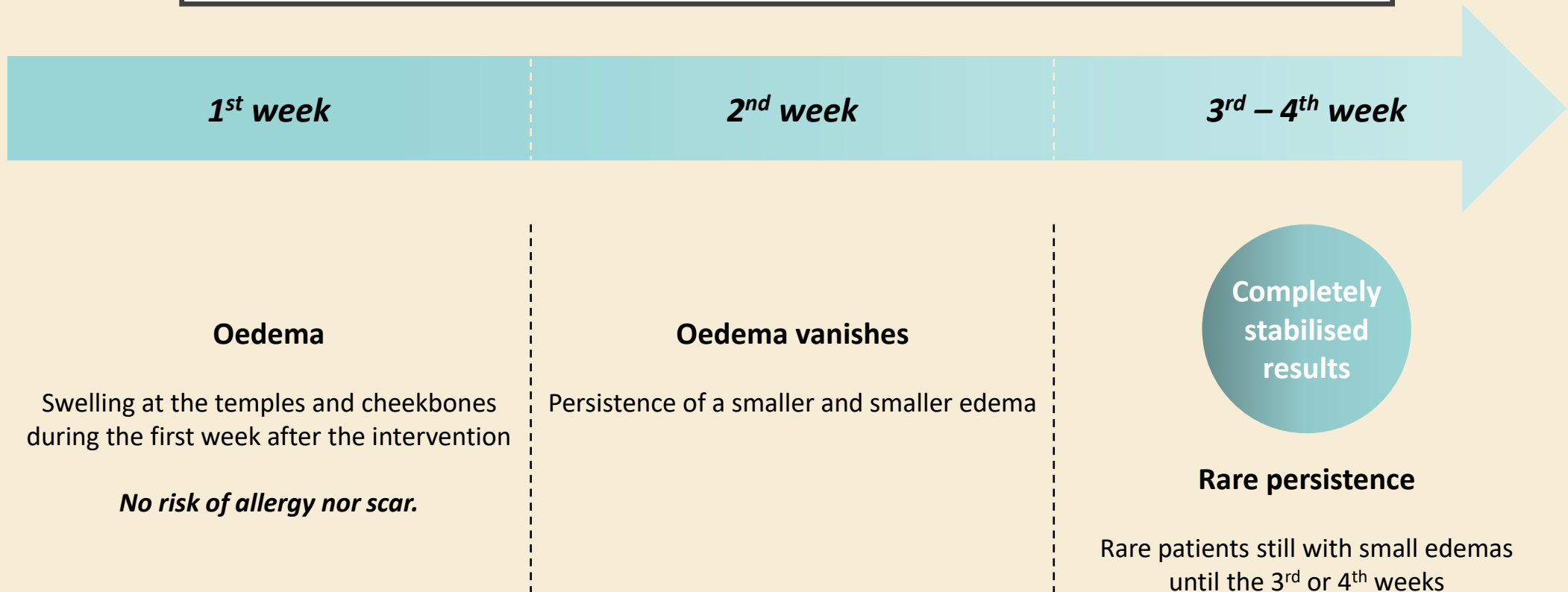
**THE USUAL POSTOPERATIVE
EFFECTS**

NO OMEGA 3 OR ASPIRIN* 10 DAYS
BEFORE THE OPERATION!

Patients taking Aspirin or Omega 3 in the 10 days before the operation are at risk of severe bleeding!

It is necessary to check that the patient is not taking food supplements that may contain Omega 3, even without knowing it.

OEDEMAS & SHORT DOWNTIME



VERY RARE : Hematoma or Ecchymosis (if blood thinners)

HOW TO DEAL WITH THE EXTRA- RESULT OF THE OEDEMA

Patient can go from a very positive feeling to a major disappointment!

Excess of malar volume due to the oedema and the anaesthesia
providing 10% to 20% more result for 1 week

SITUATIONS WHERE THE OEDEMA MAY PERSIST LONGER THAN EXPECTED

1 Slower resorption around the thread

A bulge (5 to 8 mm in diameter) visible on the path of the thread, not visible immediately post-operatively, but appearing during the first weeks.

- The bulge only reflects the presence of an edema around the thread.
- This bulge will disappear spontaneously. In an inflamed body, it can take up to 2 months to disappear completely.

➡ DO NOT INTERVENE

2 Repeated massages by the patient

The patient, thinking that (s)he is doing a drainage, maintains the inflammation by continuously mobilizing the tissues in front of the thread.

- This oedema resorbs spontaneously in 2 weeks to 2 months after stopping the massages.
- Unless there is a medical contraindication (insulin-dependent diabetes, etc.), it can be worth prescribing a permanent corticosteroid treatment: 1mg/kg per day for 6 days.

➡ STOP THE MESSAGES

LOW PAIN

Resumption of activity

1st week

2nd week

3rd week

3rd day

Pain to treat

Cranio temporal and sometimes mastoid pain very well treated by simple analgesics

The pain is felt only weakly

The pain greatly drops

Pain becomes low enough to stop taking any painkillers

The discomfort becomes rarer

The discomfort may still appear a few minutes per day during the second week

Completely stabilised results

According to patients, this small temporary discomfort may last for 1 or 2 more weeks

MOVEMENT AT THE END OF THE THREADS

As long as the oedema is not largely resorbed, the patient may feel and hear the tip of the threads slightly moving.



Persistent edema = Movement “back & forth” + Noise

One must warn the patient!

Thread & Lift

The 1st real facelift with suspension threads

**POST-OPERATIVE EFFECTS TO BE
TREATED
&
COMMON MISTAKES**

SUMMARY OF THE POSTOPERATIVE EFFECTS TO BE CORRECTED

Immediate:

1. Face: Wrinkles, dimples or bulges
2. Face: Ropes
3. Neck: Reasonable wrinkles
4. Neck: Excessive wrinkles

Short term: D+7 to D+30

1. Bulge due to edema
2. Mechanical inflammation
3. Face Infection
4. Neck Infection

Long term: After D+30

1. Widespread pain under the scalp
2. Localized pain under the scalp
3. Extended infection

REFER TO THE POSTOPERATIVE EFFECTS MANAGEMENT GUIDE

COMMON MISTAKE 1 NOT TAKING ENOUGH CARE WITH THE ANESTHESIA PROTOCOL

Our protocol was written by an anesthesiologist following the latest recommendations in use.

Mistake 1:

Underdosing the prescription of painkillers will cause unnecessary pain and slow down the recruitment by word-of-mouth.

Mistake 2:

Injecting too much volume will make it difficult to adjust tension and symmetry while hiding excess of tension from you.

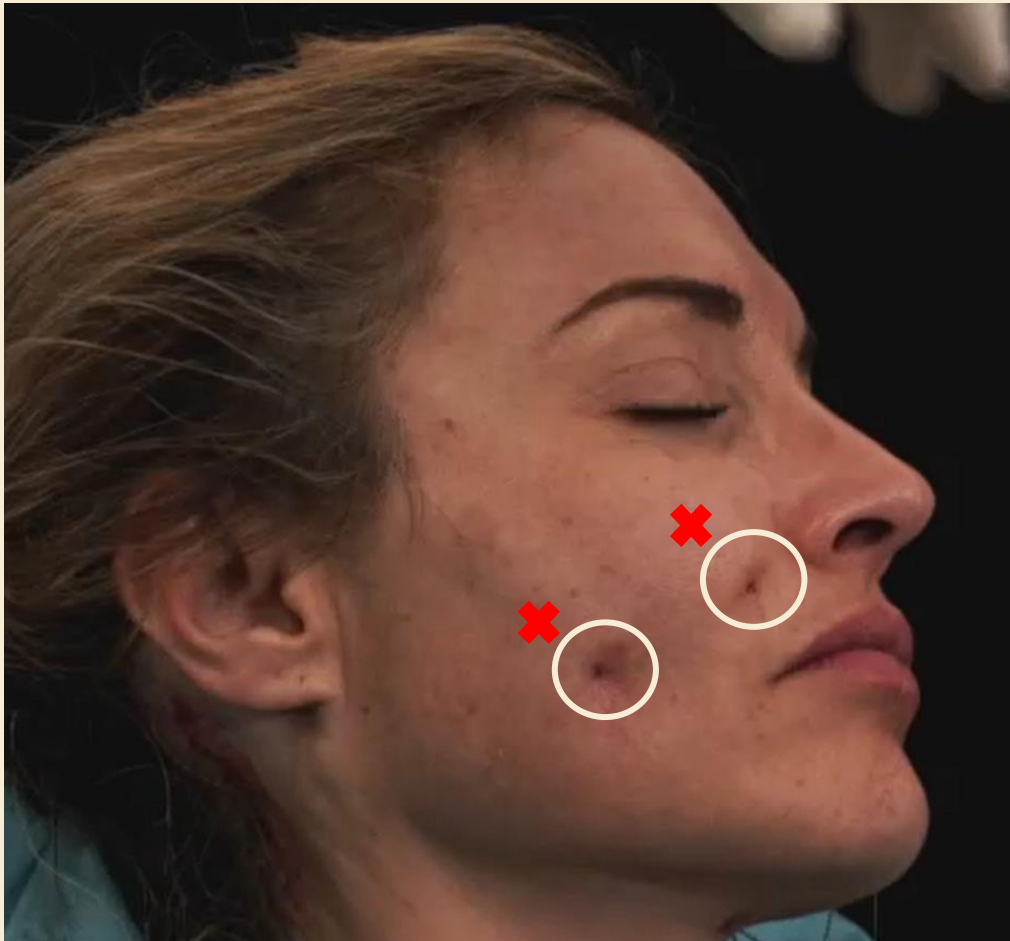


Keep the patient for 1 to 2 hours to allow the edema to diffuse and check the result. Correcting excess of tension can become difficult as soon as 24 hours after the intervention.

Mistake 3:

Injecting a volume that is too small will make the procedure painful and force you to reinject a volume that is often too large (Error 2).

COMMON MISTAKE 2 THINK THAT THE DIMPLES WILL GO AWAY ON THEIR OWN



Infinite-Thread® is made to maintain its result in the long run. Consequently:

- The patient must leave WITHOUT any defect.
- The defects (dimples, folds, imperfections) will NEVER leave by themselves.
- If the dimple does not let go under your direct contact massage, it may be necessary to massage 2 cm higher than the defect. (❌)

CLASSICAL MISTAKE 3
OVER-TIGHTEN AND LEAVE THE LINES



Appearance of lines = OVER-TIGHTENING

SOLUTION = Massage while the oedema still exists

Thread & Lift

The 1st real facelift with suspension threads

FOCUS ON THE INFECTION

HOW TO HANDLE INFECTION

ETIOLOGY

1. Staphylococcus (99%)

2. Bacteria more virulent -
pseudomonas type(1%)

EVOLUTION

Low noise evolution often
from the 15th day

Evolution sometimes as soon
48 hours

TREATMENTS

Removal of
the threads
(urgence if 2.)



*Bacteriological analysis +
Antibiogram of the pus*



Antibiotics



Threadlift
after 2
months

INFECTION OF THE THREAD = REMOVE
IT AS SOON AS POSSIBLE!



**IN CASE OF INFECTION THE THREAD MUST ALWAYS BE
REMOVED.**

**IT WILL ALWAYS BE REMOVABLE IF IT IS DONE QUICKLY
(RECOMMENDED TIME FRAME: 15 DAYS)**

ANTIBIOTICS WITHOUT THREAD
REMOVAL = DANGER !



1. The infection of an implant always requires its removal
2. A non treated infection will spread to the entire thread
3. The take of antibiotics without removal will hide the symptoms while letting the inflammation grow THEN the infection will resume
4. A LONG TIME INFECTION WILL LEAD TO HIGH FIBROSIS THAT COULD PREVENT THE CAPACITY OF THE THREAD TO BE REMOVED!



METICULOUSLY INSPECT THE ENTRY
AND EXIT POINTS

Extreme care must be taken to ensure that no hair is buried!

The presence of a hair half-in / half-out is responsible for 99% of infections.

**OBVIOUSLY, THE ASEPTIA CONDITIONS
ALSO ARE KEY**

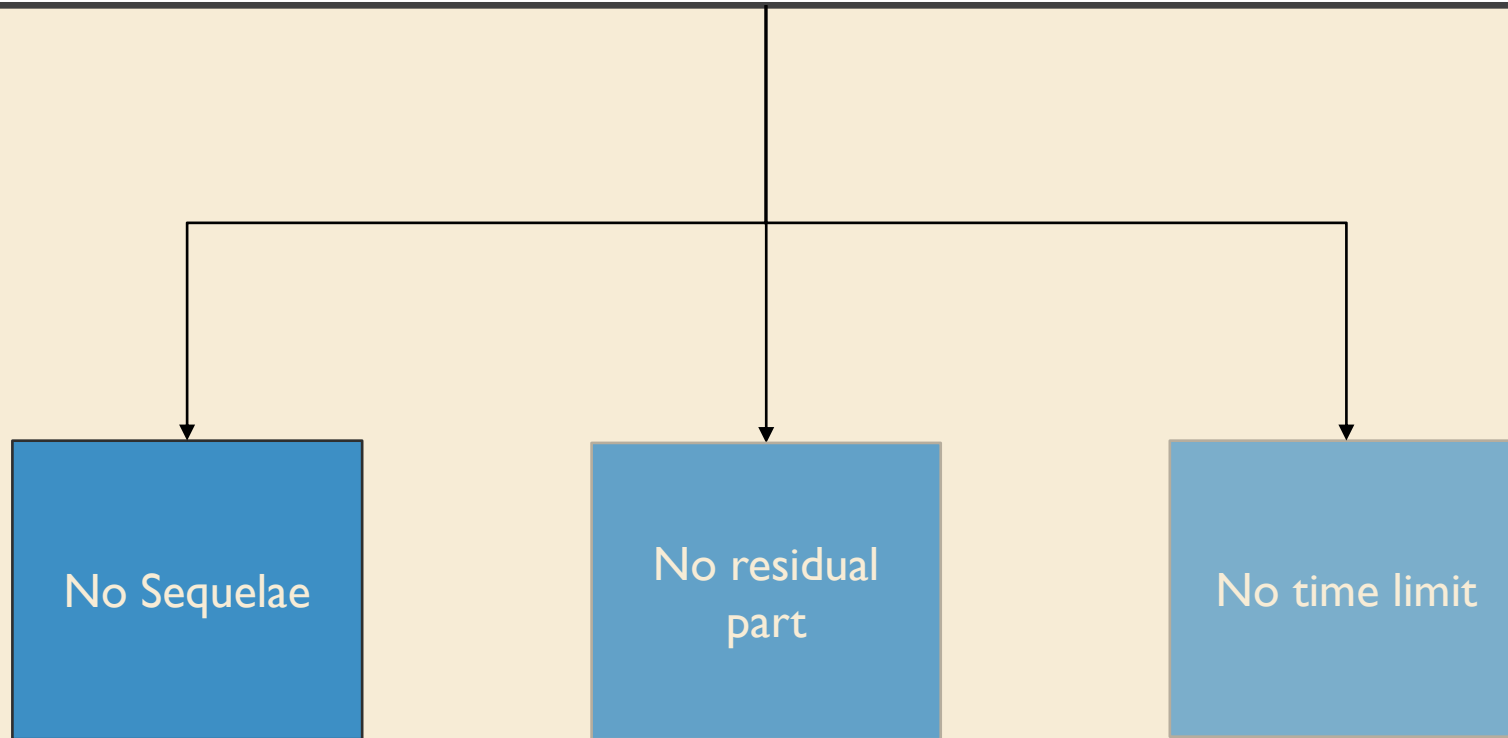


Thread & Lift

The 1st real facelift with suspension threads

**INFINITE-THREAD® :
A REMOVABLE THREAD**

A REMOVABLE THREAD WITHOUT CONSEQUENCE FOR THE PATIENT



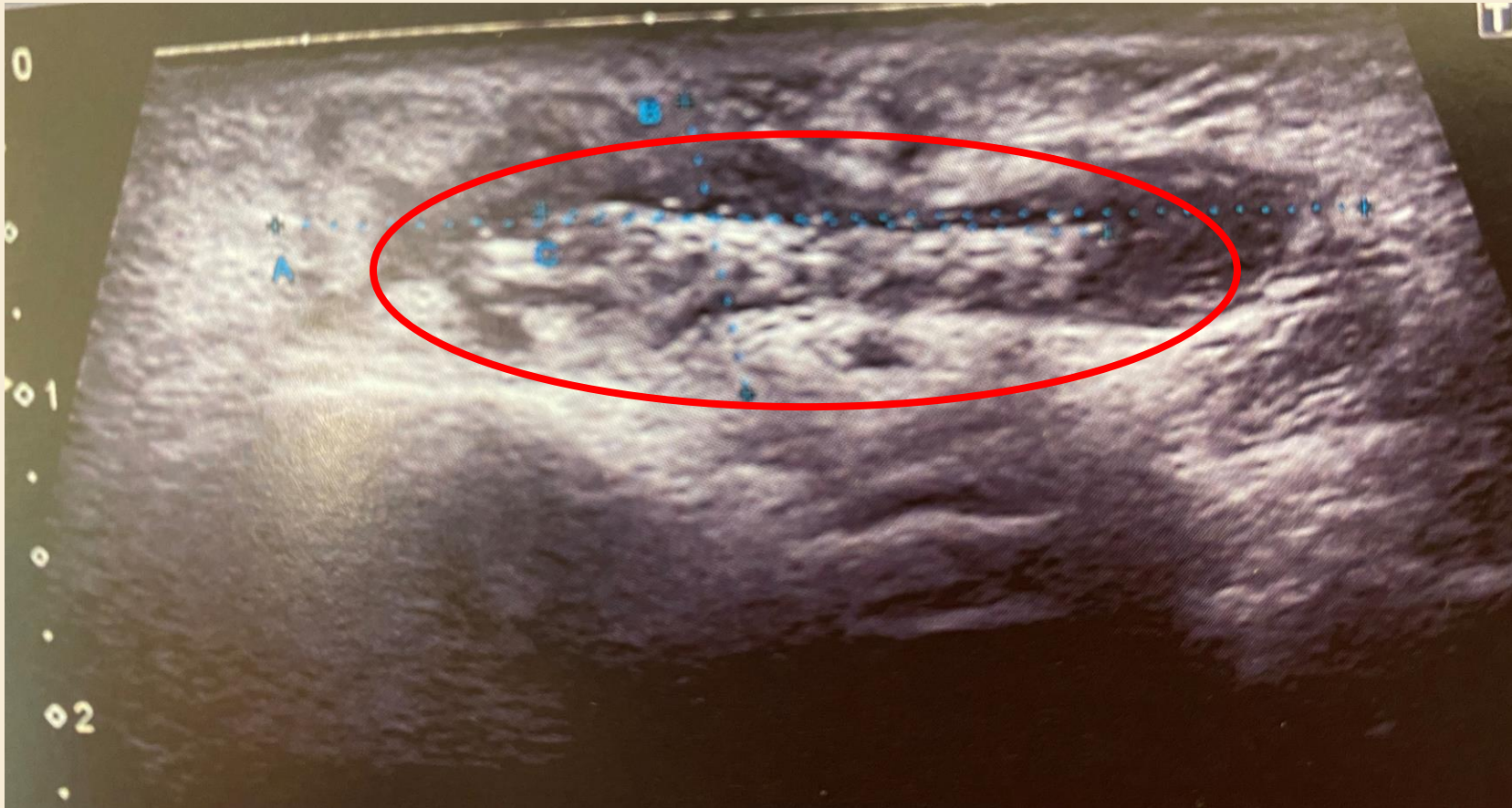
Our thread can always be removed :

✓ VIOLET COLOR

✓ OPERATIVE REPORT

✓ VISIBLE TO ULTRASOUND

Ultrasound image of lower end of the cheek:



A 17 MHz ultrasound scanner has an accuracy of 0.2 mm at 8 mm depth, which ensures that the thread can always be found.

**Guaranteed resistance to 25
Newtons:**

During the manufacturing process,
100% of Infinite-Thread® are tested to ensure a
minimum resistance of 25N.

1 Newton = 0,1 Kg



**Very high
resistance !**

✓ 45 PROTOTYPES

✓ HIGH TECH MOLD

✓ QUALITY MANAGEMENT
100%

Measurement of silicone slippage



	Infinite-Thread©			Date
	Strength (N)	Strength (N) 1 year	Strength (N) 2 years	
Sample 1	20,60	29,26	28,60	10/05/2017
Sample 2	25,62	28,10	28,82	
Sample 3	16,00	29,92	28,48	
Sample 4	21,54	29,20	30,46	
Sample 5	23,36	26,68	28,78	
Sample 6	27,24	27,72	29,42	
Sample 7	24,28	29,12	24,74	
Sample 8	21,34	29,58	29,80	
Sample 9	29,08	13,74	27,50	
Sample 10	29,40	28,56	29,06	
Sample 11	25,34	30,12	29,68	
Sample 12	28,58	30,20	28,58	
Sample 13	21,42	28,74	29,74	
Sample 14	23,50	30,08	27,50	
Sample 15	16,48	27,82	27,16	
Sample 16	26,02	29,30	29,40	
Sample 17	28,28	25,98	22,70	
Sample 18	21,16	28,46	28,80	
Sample 19	26,30	29,54	29,20	
Sample 20	14,90	21,52	27,22	
Number of samples	20	20	20	
Avg result (N)	23,52	27,68	28,28	

1 Newton = 0,1 Kg

**No residual
silicone !**

✓ 45 PROTOTYPES

✓ HIGH TECH MOLD

✓ QUALITY MANAGEMENT
100%

REMOVAL MANAGEMENT

Do I have to remove a thread?
**POSTOPERATIVE EFFECTS
MANAGEMENT GUIDE**

How to remove a thread?
REMOVAL PROTOCOL

CONTACT US TO ENSURE A SUCCESSFUL FIRST REMOVAL

- A first removal is always a challenge
- The removal protocol differs according to the areas
- Insufficient tumescence over just 10% of the thread can prevent its removal
- Without experience, an error in the protocol can lead to a broken thread

Dr. Jean-Paul Founteaze has removed lots of threads since he started. Take advantage of his experience!

Thread & Lift

The 1st real facelift with suspension threads

HOW TO CHOOSE YOUR PATIENT : INDICATIONS & CONTRAINDICATIONS



A VERY WIDE SPECTRUM OF INDICATIONS




Women / Men



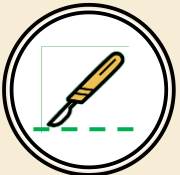
Prevention / Light ptosis / Heavier ptosis



Smokers / Non-smokers



Every phototypes



Before / After / In association with a surgical facelift

THE BENEFITS OF +50YO PATIENTS

**Less demanding
patient**



**Smooth learning
curve**



TIPS

Lay back the patient



**Is this the desired
result ?**

YES

GOOD INDICATION

NO

BAD INDICATION

PHYSICAL CONTRAINDICATIONS



Loss of elasticity

- Cutaneous resection > 1 cm
- Surgical facelift



Deep wrinkles

- Numerous deep wrinkles
- Deep chemical peeling / Laser resurfacing



Important overweight

- Heavy tissues
- Diet

MEDICAL CONTRAINDICATIONS

1

Such as any implant :

- Infection
- Unstable diabetes
- Immunodeficiency
- Immunosuppressive treatment
- Clear skin patients with keloid tendency

2

Haemostasis disorder:

- Anticoagulant
- Pathology

3

Non-absorbable fillers:

- Methacrylate
- (Artecol – Dermalive)
- Cross-linked polyacrylamide (Bioalcamide – Aquamid)

As a precaution (only) we do not recommend laying threads on areas injected with liquid silicone

PSYCHOLOGICAL CONTRAINDICATIONS

WHO ?

Psychologically unstable patient + Nasty patient

WHY ?

Never satisfied - Convalescence lengthened - Lost time - Attacks on the web

HOW ?

The secretary is a valuable ally - Change of attitude between consultation and intervention



The 1st real facelift with suspension threads

**PATIENT MANAGEMENT:
THE BEST PRACTICES**

PATIENT FOLLOW UP: THE BEST PRACTICE

1

Always call the evening or the day after to take care

2

Review at 3 or 4 days the patients living far away

3

See after 1 week and 2 weeks the close patients

THE PATIENT VALUES IT AS MUCH AS THE QUALITY OF THE RESULT

TRICK : OFFER THE THREADS TO YOUR STAFF

- ✓ Reassure the patient about the doctor's statements
- ✓ Allow to identify herself
- ✓ The patient asks other questions to the assistant
- ✓ The patient often wants to touch the cheeks
- ✓ Staff can show pictures
- ✓ Staff can open discussions in the waiting room

WHAT PRICE AND HOW TO COMMUNICATE ?



PRICE \neq COST OF THE THREAD + YOUR MARGIN



PRICE = VALORIZATION OF THE RENDERED SERVICE

- ✓ Effectiveness and natural
- ✓ No scar / Short downtime / Discreet / ...
- ✓ Long lasting

Thread & Lift

The 1st real facelift with suspension threads

WHAT'S IN THE BOX

4X2 KIT INFINITE-THREAD®



- 4 packs of 2 Infinite-Thread®



- 1 Softfil 22G 90mm cannula
- 1 Softfil 22G 50mm cannula
- 1 Microlance 3 - 21G
- 1 Nokor needle



MINI-KIT INFINITE-THREAD®



- 1 pack of 2 Infinite-Thread®



- 1 Softfil 22G 90mm cannula
- 1 Softfil 22G 50mm cannula
- 1 Microlance 3 - 21G
- 1 Nokor needle



This Mini-Kit is meant to be use for:

1. Neck treatment (2 Mini-Kits needed)
2. Brow lift
3. Improvement of a past thread lift


INSTRUMENTS KIT



- 1 needle holder Mayo-Hegar
- 1 iridectomy scissors
- 1 plier Adson



- 4 blunt and curved needles of 19 cm
- 1 blunt and straight needle of 19 cm



PUNCH TOOL



Punch tool that can replace the Nokor needle
According to your preference.

It can be ordered separately.

NEEDLE-HOLDER HANDLE



Handle that can replace the Mayo-Hegar Needle-holder
According to your preference.

It can be ordered separately.

MEDICAL HOOK



Medical Hook used for the safe and effective removal
of Infinite-Thread®.

It can be ordered separately.

Thread & Lift

The 1st real facelift with suspension threads

CONCLUSION

WE WANT TO BE MORE THAN A SIMPLE
LABORATORY FOR YOU



A WEBSITE MADE FOR YOU



Customer access

My Cart



The 1st real facelift with threads

HOME

OUR SOLUTION

WHY A THREADLIFT

OUR STORY

CONTACT

www.threadandlift.com

WE STAY AT YOUR SERVICE

- ☐ Any problems that may happen to you have already happened to us
- ☐ We never judge: if there is a problem, it is because our training was insufficient
- ☐ At the slightest difficulty: CALL US. We are here to help you!
- ☐ Our door is always open
- ☐ Our laboratory comes from the passion of a practitioner first

THANK YOU !

Tel : +32 (0) 468 38 72 97

E-Mail : contact@threadandlift.com

www.threadandlift.com

Clos Chapelle-aux-Champs, 30
1200 - Brussels (BELGIUM)